

2-1355842-1 ✓ ACTIVE

### Timer Connector System

TE Internal #: 2-1355842-1

PCB Mount Header, Horizontal, Wire-to-Board, 16 Position, 5 mm [.197 in] Centerline, Fully Shrouded, Tin, Timer Connector System

[View on TE.com >](#)



Connectors > PCB Connectors > PCB Headers & Receptacles > LOW & MEDIUM POWER HEADER



Connector System: **Wire-to-Board**

Number of Positions: **16**

Centerline (Pitch): **5 mm [.197 in]**

Sealable: **No**

PCB Mount Orientation: **Horizontal**

[All LOW & MEDIUM POWER HEADER \(152\)](#)

## Features

### Product Type Features

Hybrid Header	No
Connector Shape	Rectangular
PCB Connector Assembly Type	PCB Mount Header
Header Type	Fully Shrouded
Connector System	Wire-to-Board
Sealable	No
Connector & Contact Terminates To	Printed Circuit Board

### Configuration Features

Number of Sections	1
Number of Positions	16
PCB Mount Orientation	Horizontal
Number of Rows	2

### Electrical Characteristics

Voltage Rating (Max)	14 VDC
Nominal Voltage Architecture	12 V
Operating Voltage	14 VDC

### Body Features



Primary Product Color	Gray
-----------------------	------

Connector Code	B1
----------------	----

### Contact Features

Contact Size	3mm
--------------	-----

Contact Type	Tab
--------------	-----

Mating Tab Width	3 mm[.118 in]
------------------	---------------

Mating Tab Thickness	.8 mm[.031 in]
----------------------	----------------

Contact Mating Area Plating Material	Tin
--------------------------------------	-----

### Termination Features

Termination Method to Printed Circuit Board	Through Hole - Solder
---	-----------------------

### Mechanical Attachment

Mounting Holes	With
----------------	------

Mating Alignment	With
------------------	------

PCB Mount Alignment	With
---------------------	------

PCB Mount Retention Type	Solder Tail
--------------------------	-------------

### Housing Features

Centerline (Pitch)	5 mm[.197 in]
--------------------	---------------

### Dimensions

Connector Length	65 mm[1.349 in]
------------------	-----------------

Connector Width	34.6 mm[1.362 in]
-----------------	-------------------

Profile Height from PCB	26.8 mm[1.055 in]
-------------------------	-------------------

### Usage Conditions

Operating Temperature (Max)	65 °C, 70 °C, 75 °C, 80 °C, 85 °C[149 °F][158 °F][167 °F][176 °F][185 °F]
-----------------------------	---

Operating Temperature Range	-40 – 85 °C[-40 – 185 °F]
-----------------------------	---------------------------

### Operation/Application

Shielded	No
----------	----

Circuit Application	Signal
---------------------	--------

### Industry Standards

UL Flammability Rating	None
------------------------	------

### Packaging Features

Packaging Quantity	192
--------------------	-----

## Product Compliance

[For compliance documentation, visit the product page on TE.com>](#)

EU RoHS Directive 2011/65/EU	Compliant
EU ELV Directive 2000/53/EC	Compliant
China RoHS 2 Directive MIIT Order No 32, 2016	No Restricted Materials Above Threshold
EU REACH Regulation (EC) No. 1907/2006	Current ECHA Candidate List: JUNE 2022 (224) Candidate List Declared Against: JAN 2021 (211) Does not contain REACH SVHC
Halogen Content	Low Halogen - Br, Cl, F, I < 900 ppm per homogenous material. Also BFR/CFR/PVC Free
Solder Process Capability	Wave solder capable to 240°C

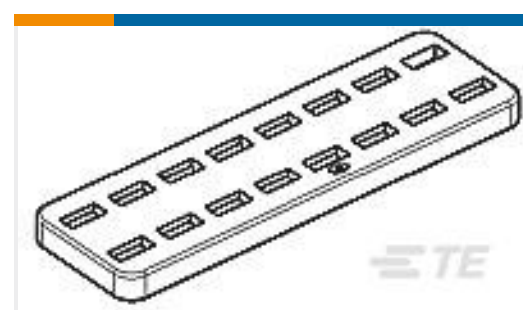
### Product Compliance Disclaimer

This information is provided based on reasonable inquiry of our suppliers and represents our current actual knowledge based on the information they provided. This information is subject to change. The part numbers that TE has identified as EU RoHS compliant have a maximum concentration of 0.1% by weight in homogenous materials for lead, hexavalent chromium, mercury, PBB, PBDE, DBP, BBP, DEHP, DIBP, and 0.01% for cadmium, or qualify for an exemption to these limits as defined in the Annexes of Directive 2011/65/EU (RoHS2). Finished electrical and electronic equipment products will be CE marked as required by Directive 2011/65/EU. Components may not be CE marked. Additionally, the part numbers that TE has identified as EU ELV compliant have a maximum concentration of 0.1% by weight in homogenous materials for lead, hexavalent chromium, and mercury, and 0.01% for cadmium, or qualify for an exemption to these limits as defined in the Annexes of Directive 2000/53/EC (ELV). Regarding the REACH Regulation, the information TE provides on SVHC in articles for this part number is based on the latest European Chemicals Agency (ECHA) 'Guidance on requirements for substances in articles' posted at this URL: <https://echa.europa.eu/guidance-documents/guidance-on-reach>

## Compatible Parts




TE Part # 2-963217-1  
16 J-P-T GEH KOMPL



TE Part # 963216-1  
DICHTUNG

Also in the Series | [Timer Connector System](#)

Automotive Connector Caps & Covers  
(11)Automotive Connector Locks &  
Position Assurance(16)

Automotive Housings(218)



Automotive Seals &amp; Cavity Plugs(31)




Automotive Terminals(130)




Crimp Terminal Housings(13)



Insertion &amp; Extraction Tools(20)

Other Automotive Connector  
Accessories(1)

PCB Headers &amp; Receptacles(78)



Quick Disconnects(4)

## Documents

### Product Drawings

[MESSERLEI3MM16P270](#)

English

### CAD Files

[3D PDF](#)

3D

Customer View Model

[ENG\\_CVM\\_CVM\\_2-1355842-1\\_A.2d\\_dxf.zip](#)

English

Customer View Model

[ENG\\_CVM\\_CVM\\_2-1355842-1\\_A.3d\\_igs.zip](#)

English

Customer View Model

[ENG\\_CVM\\_CVM\\_2-1355842-1\\_A.3d\\_stp.zip](#)

English

By downloading the CAD file I accept and agree to the [Terms and Conditions](#) of use.

2-1355842-1

PCB Mount Header, Horizontal, Wire-to-Board, 16 Position, 5 mm [.197 in] Centerline,  
Fully Shrouded, Tin, Timer Connector System

